

Smartbox

We are committed to achieving net zero by 2050. The following pages provide summaries of our current emissions for the UK, based on data from 2023.

Data is split between our Bristol and Malvern offices. Our combined carbon footprint for the last year is detailed below.

Total UK Carbon Footprint



1,137,114.784 kgCO₂e

Carbon Intensity by Employee



14,038.8244 kgCO₂e



Carbon Footprint



1,107,259.784 kgCO₂e

Carbon Intensity by Employee (FTE)



23,067.912 kgCO₂e

Carbon Footprint Benchmark

3244



round trips from London to Barcelona

247



petrol cars driven for 1 year

140



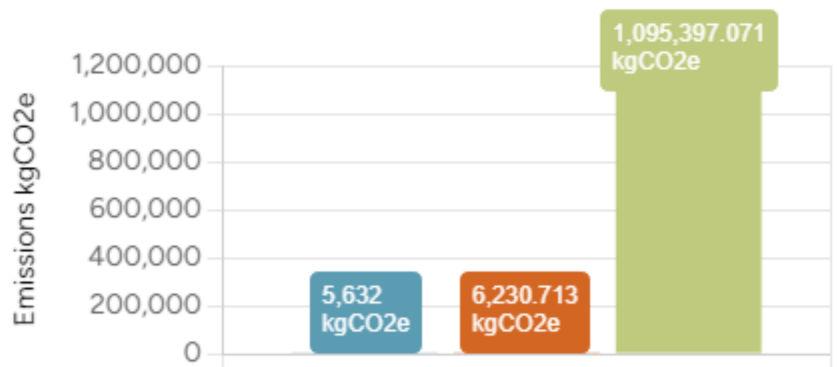
homes powered for 1 year

Carbon Breakdown by Scope

Scope 1: 0.5%

Scope 2: 0.6%

Scope 3: 98.9%



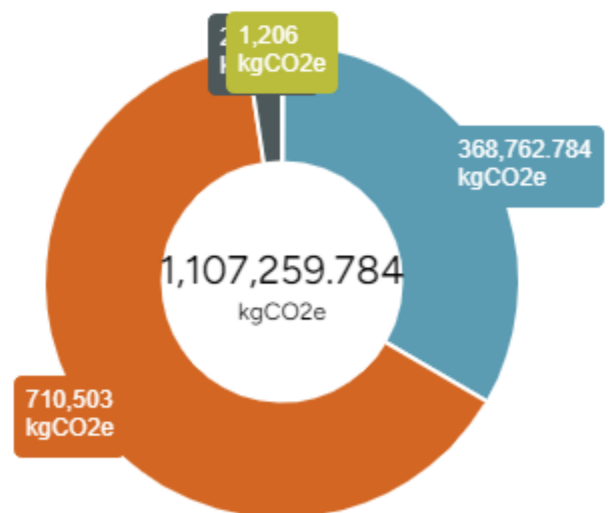
Carbon Breakdown by Category

Energy: 0.1%

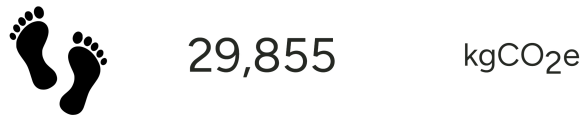
Transport: 33.3%

Products and Services: 64.2%

Waste: 2.4%



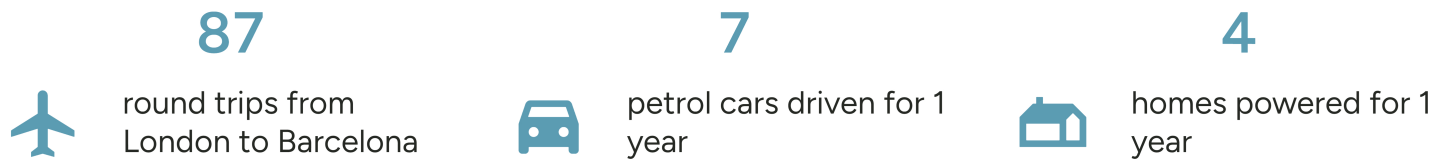
Carbon Footprint



Carbon Intensity by Employee (FTE)



Carbon Footprint Benchmark

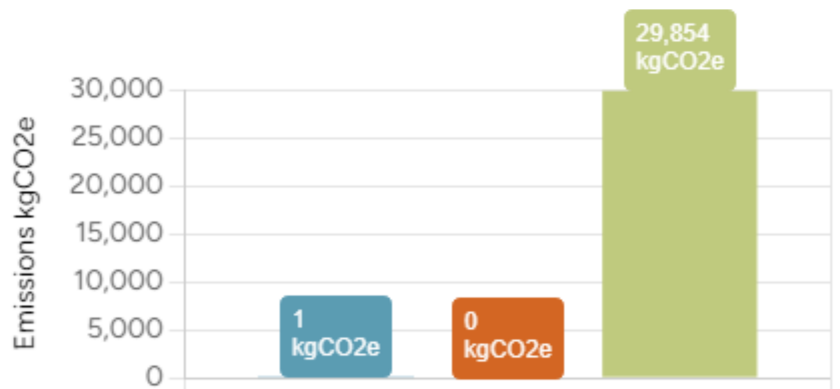


Carbon Breakdown by Scope

Scope 1: 0.0%

Scope 2: 0%

Scope 3: 100.0%



Carbon Breakdown by Category

Energy: 0.7%

Transport: 39.7%

Products and Services: 25.6%

Waste: 33.9%

